

**Simply the best fixation.**



**FISSO**  
Swiss Made

**3D articulated arms**  
Innovative high-quality products





## Method of operation 04

## Measurement 06

- Strato Line 07
- Strato  $\mu$ -Line 09
- Classic Line 11
- Base Line 14
- Strato set with carrying case 15
- Individual measurement components 16

## Optics, photography and video 20

- Photography set with carrying case 21
- Individual components for optics, photography and video 22

## Universal applications 24

- Holding systems 25
- Individual components for universal applications 26

# Method of operation

## Precisely positioned and fixed in no time.

The Fisso articulated arms can be positioned easily and precisely in the desired position. All three joints are fixed with the central tightening knob. The quick lock and the stepless tensioning system assure high ease of use and allow efficient working.

### Innovative top-quality products

The Fisso brand stands for user-friendly, individualized holding systems that meet all customer requirements. Fisso, the well-proven original, ensures high reliability, functional design and is Swiss made. Fisso systems are made of high-quality steel and light alloy. Their solid quality guarantees a long-lasting and maintenance-free service life.

### Stability

The strongly dimensioned components and precise fitting in the ball joint assure high stability.



## Precise microfing adjustment:

- zero-play fine adjustment made of high-quality steel
- precise positioning of the gauging instruments
- high accuracy
- combined holder for dial gauges and electronic length probes


## Clever central tightening system:

- easy positioning
- all three joints fixed safely with one handle
- maintenance-free, mechanical central tightening system
- quick, stepless lock



## Secure, stable base:

- different top-quality bases





# Measurement

The 3D articulated gauging arms from Fisso with a central tightening system stand out due to their high quality and reliability. They are available in several designs: The Strato Line, made of a high-quality red anodized light alloy, is supplied in four sizes. The new  $\mu$ -Line design allows high-precision measurements. The Classic Line, made of steel with chrome arm sections, is available in six sizes and is quite versatile thanks to a radius of movement ranging from 130 to 630 mm. The simpler Base Line articulated gauging arms are supplied in three sizes.



## Strato Line

### 3D articulated gauging arm

The Strato Line is the modern series with red anodized arm sections made of high-quality light alloy. The articulated arms are available in four sizes and can be combined with different bases. All models are equipped with a zero-play microfine adjustment (F) with a combined holder for dial gauges, electronic length probes with shaft and dial test indicators.

### Strato XS-13

The smallest Strato model is suitable for use with dial test indicators on machine tools, in measurement systems and when only limited space is available. Pre-tensioning cannot be set.



**XS13.20** with pot magnet (TMS)  
(permanent)



**XS13.41** with dial gauge holder (f)  
without fine adjustment, with clamping  
pivot (C) for positioning and  
alignment on machines



**XS13.50** with switch magnet (S2)

Model	Overall height mm	Radius of movement mm	Fine adjustment <sup>1,2</sup> mm	Base size mm	Holding strength approx. N	Order no.
<b>XS-13 F + TMS</b>	210	130	Ø 8	Ø 30 x 25	150	<b>XS13.20</b>
<b>XS-13 F</b>	185	130	Ø 8	-	-	<b>XS13.30</b>
<b>XS-13 f + C</b>	201	130	Ø 8	Ø 10 x 40	-	<b>XS13.41</b>
<b>XS-13 F + S2</b>	220	130	Ø 8	34 x 30 x 35	300	<b>XS13.50</b>

All models without dial gauge/dial test indicator

<sup>1</sup> Microfine adjustment with dovetail and mounting hole

<sup>2</sup> US standard: microfine adjustment with 3/8" hole diameter results in order number nnnn.n5 (e.g.: XS13.25)

## Strato S-20

The mid-range Strato model for measurement probes and dial gauges can be used in any type of mechanical system. Pre-tensioning cannot be set.



**S-20.10** with switch magnet (M)



**S-20.20** with pot magnet (TM)  
(permanent)



**S-20.30** with anyform magnet (AM)  
(permanent)



**S-20.60** with anyform magnet  
(AMO), which can be switched on  
and off with a turning handle

Model	Overall height mm	Radius of movement mm	Fine adjustment <sup>1,2</sup> mm	Base size mm	Holding strength approx. N	Order no.
<b>S-20 F + M</b>	310	200	Ø 8	60 x 50 x 55	800	<b>S-20.10</b>
<b>S-20 F + TM</b>	335	200	Ø 8	Ø 40 x 30	300	<b>S-20.20</b>
<b>S-20 F + AM</b>	310	200	Ø 8	77 x 48 x 55	600	<b>S-20.30</b>
<b>S-20 F</b>	255	200	Ø 8	-	-	<b>S-20.50</b>
<b>S-20 F + AMO</b>	310	200	Ø 8	91 x 52 x 55	600	<b>S-20.60</b>

All models without dial gauge/dial test indicator

<sup>1</sup> Microfine adjustment with dovetail and mounting hole

<sup>2</sup> US standard: microfine adjustment with 3/8" diameter hole results in order number nnnn.n5 (e.g.: S-20.15)

## Strato M-28

The large Strato model additionally features steplessly adjustable pre-tensioning to protect the instrument.



**M-28.10** with switch magnet (M)



**M-28.20** with vacuum base (V)



**M-28.40** with sliding granite base (G)

Model	Overall height mm	Radius of movement mm	Fine adjustment <sup>1,2</sup> mm	Base size mm	Holding strength approx. N	Order no.
<b>M-28 F + M</b>	390	280	Ø 8	60 x 50 x 55	800	<b>M-28.10</b>
<b>M-28 F + V</b>	365	280	Ø 8	Ø 88 x 27	-	<b>M-28.20</b>
<b>M-28 F</b>	335	280	Ø 8	-	-	<b>M-28.30</b>
<b>M-28 F + G</b>	385	280	Ø 8	150 x 120 x 50 x 50	-	<b>M-28.40</b>
<b>M-28 F + SM <sup>3</sup></b>	390	280	Ø 8	75 x 50 x 55	1000	<b>M-28.50</b>

All models without dial gauge/dial test indicator

<sup>1</sup> Microfine adjustment with dovetail and mounting hole

<sup>2</sup> US standard: microfine adjustment with 3/8" diameter hole results in order number nnnn.n5 (e.g.: S-28.15)

<sup>3</sup> with switch magnet (SM)



## Strato $\mu$ -Line

### 3D articulated gauging arm for extremely high precision

The Strato  $\mu$ -Line is an expansion of the Strato Line into areas requiring **extremely high precision**. The articulated arms are available in four sizes and can be combined with different bases. The articulated arm stands out due to its well-dimensioned components, very high stability and accuracy. The precision fine adjustment (P) with excellent ease of setting and high repetitive accuracy makes the unit exceptionally well suited for **measurements in the  $\mu$  region**.

### Strato $\mu$ -Line A-13

The smallest Strato  $\mu$ -Line model is optimally suitable for use on machine tools, in measurement systems and when only limited space is available. Pre-tensioning cannot be set.



AP13.10 with switch magnet (S3)

Model	Overall height mm	Radius of movement mm	Fine adjustment <sup>1,2</sup> mm	Base size mm	Holding strength approx. N	Order no.
A-13 P + S3	228	130	Ø 8	40 x 40 x 40	600	AP13.10
A-13 P	185	130	Ø 8	-	-	AP13.30

All models without dial gauge/dial test indicator

<sup>1</sup> Microfine adjustment with dovetail and mounting hole

<sup>2</sup> Us standard: microfine adjustment with 3/8" diameter hole results in order number nnnn.n5 (e.g.: AP13.15)

### Strato $\mu$ -Line A-20

The mid-range Strato  $\mu$ -Line model can be used in any type of mechanical system. Pre-tensioning cannot be set.



AP20.10 with switch magnet (M)

Model	Overall height mm	Radius of movement mm	Fine adjustment <sup>1,2</sup> mm	Base size mm	Holding strength approx. N	Order no.
A-20 P + M	317	204	Ø 8	60 x 50 x 55	800	AP20.10
A-20 P	259	204	Ø 8	-	-	AP20.30

All models without dial gauge/dial test indicator

<sup>1</sup> Microfine adjustment with dovetail and mounting hole

<sup>2</sup> Us standard: microfine adjustment with 3/8" diameter hole results in order number nnnn.n5 (e.g.: AP20.15)

## Strato µ-Line A-28

The standard Strato µ-Line model additionally features steplessly adjustable pre-tensioning to protect the instrument.



**AP28.10** with switch magnet (M)



**AP28.50** with switch magnet (SM)



**AP28.20** with vacuum base (V)

Model	Overall height mm	Radius of movement mm	Fine adjustment <sup>1,2</sup> mm	Base size mm	Holding strength approx. N	Order no.
<b>A-28 P + M</b>	399	287	Ø 8	60 x 50 x 55	800	<b>AP28.10</b>
<b>A-28 P + V</b>	369	287	Ø 8	Ø 88 x 27	-	<b>AP28.20</b>
<b>A-28 P</b>	342	287	Ø 8	-	-	<b>AP28.30</b>
<b>A-28 P + SM</b>	399	287	Ø 8	75 x 50 x 55	1000	<b>AP28.50</b>

All models without dial gauge/dial test indicator

<sup>1</sup> Microfine adjustment with dovetail and mounting hole

<sup>2</sup> Us standard: microfine adjustment with 3/8" diameter hole results in order number nnnn.n5 (e.g.: AP28.15)

## Strato µ-Line A-33

The largest Strato µ-Line model features steplessly adjustable pre-tensioning to protect the instrument.



**AP33.10** with switch magnet (SM)



**AP33.20** with sliding granite base (G)

Model	Overall height mm	Radius of movement mm	Fine adjustment <sup>1,2</sup> mm	Base size mm	Holding strength approx. N	Order no.
<b>A-33 P + SM</b>	444	330	Ø 8	75 x 50 x 55	1000	<b>AP33.10</b>
<b>A-33 P + G</b>	438	330	Ø 8	150 x 120 x 50 x 50	-	<b>AP33.20</b>
<b>A-33 P</b>	386	330	Ø 8	-	-	<b>AP33.30</b>

All models without dial gauge/dial test indicator

<sup>1</sup> Microfine adjustment with dovetail and mounting hole

<sup>2</sup> Us standard: microfine adjustment with 3/8" diameter hole results in order number nnnn.n5 (e.g.: AP33.15)

## Classic Line

### 3D articulated gauging arm

The Classic Line contains well-proven products with chrome-plated arm sections. The articulated arms are available in six different sizes and can be combined with different bases. All models are equipped with a zero-play microfine adjustment (F) with a combined holder for dial gauges, electronic length probes and dial test indicators.

### Classic 1100-13

The smallest Classic model is suitable for use with dial test indicators on machine tools, in measurement systems and when only limited space is available. Pre-tensioning cannot be set.



**1113.10** probes with switch magnet (S2)

Model	Overall height mm	Radius of movement mm	Fine adjustment <sup>1,2</sup> mm	Base size mm	Holding strength approx. N	Order no.
<b>1100-13 F + S2</b>	220	130	Ø 8	34 x 30 x 35	300	<b>1113.10</b>
<b>1100-13 F</b>	185	130	Ø 8	-	-	<b>1113.20</b>

All models without dial gauge/dial test indicator

<sup>1</sup> Microfine adjustment with dovetail and mounting hole

<sup>2</sup> US standard: microfine adjustment with 3/8" hole diameter results in order number nnnn.n5 (e.g.: 1113.15)

## Classic 2200-20

The small Classic model for measurement probes and dial gauges can be used in any type of mechanical system. Pre-tensioning cannot be set.



**2220.10** with switch magnet (M)



**2220.50** with pot magnet (TM) (permanent) and column (50 mm)

Model	Overall height mm	Radius of movement mm	Fine adjustment <sup>1,2</sup> mm	Base size mm	Holding strength approx. N	Order no.
<b>2200-20 F + M</b>	310	200	Ø 8	60 x 50 x 55	800	<b>2220.10</b>
<b>2200-20 F</b>	255	200	Ø 8	-	-	<b>2220.30</b>
<b>2200-20 F + AM <sup>3</sup></b>	310	200	Ø 8	77 x 48 x 55	600	<b>2220.40</b>
<b>2200-20 F + S + TM</b>	335	200	Ø 8	Ø 40 x 30	300	<b>2220.50</b>
<b>2200-20 F + AMO <sup>4</sup></b>	310	200	Ø 8	91 x 52 x 55	600	<b>2220.60</b>

All models without dial gauge/dial test indicator

<sup>1</sup> Microfine adjustment with dovetail and mounting hole

<sup>2</sup> US standard: microfine adjustment with 3/8" hole diameter results in order number nnnn.n5 (e.g.: 2220.15)

<sup>3</sup> with anyform magnet, permanent (AM)

<sup>4</sup> with anyform magnet, which can be switched on and off with a turning handle (AMO)

## Classic 3300-28 and 3300-40

The standard Classic model for measurement probes and dial gauges can be used in any type of mechanical system. Pre-tensioning cannot be set.



**3328.10** with switch magnet (M)



**3340.10** with switch magnet (SM)

Model	Overall height mm	Radius of movement mm	Fine adjustment <sup>1,2</sup> mm	Base size mm	Holding strength approx. N	Order no.
<b>3300-28 F + M</b>	390	288	Ø 8	60 x 50 x 55	800	<b>3328.10</b>
<b>3300-28 F</b>	335	288	Ø 8	-	-	<b>3328.30</b>
<b>3300-28 F + SM</b>	390	288	Ø 8	75 x 50 x 55	1000	<b>3328.40</b>
<b>3300-40 F + SM</b>	510	400	Ø 8	75 x 50 x 55	1000	<b>3340.10</b>
<b>3300-40 F</b>	455	400	Ø 8	-	-	<b>3340.30</b>

All models without dial gauge/dial test indicator

<sup>1</sup> Microfine adjustment with dovetail and mounting hole

<sup>2</sup> US standard: microfine adjustment with 3/8" hole diameter results in order number nnnn.n5 (e.g.: 3328.15)

## Classic 4400-45

The large Classic model is well suited for large workpieces and machines. The steplessly adjustable pre-tensioning protects the instruments.



**4445.10** with switch magnet (SM)

Model	Overall height mm	Radius of movement mm	Fine adjustment <sup>1,2</sup> mm	Base size mm	Holding strength approx. N	Order no.
<b>4400-45 F + SM</b>	568	450	Ø 8	75 x 50 x 55	1000	<b>4445.10</b>
<b>4400-45 F</b>	513	450	Ø 8	-	-	<b>4445.20</b>
<b>4400-45 F + MM <sup>3</sup></b>	585	450	Ø 8	120 x 60 x 55	1500	<b>4445.30</b>

All models without dial gauge/dial test indicator

<sup>1</sup> Microfine adjustment with dovetail and mounting hole

<sup>2</sup> US standard: microfine adjustment with 3/8" diameter hole results in order number nnnn.n5 (e.g.: 4445.15)

<sup>3</sup> with switch magnet (MM)

## Classic 6400-63

The Maxi Classic model with steplessly adjustable pre-tensioning to protect the instrument is very well suited for workpieces and machines with very large dimensions.



**6463.10** with switch magnet (MM)



**6463.49** with double switch magnet (DMM) and 450 mm column

Model	Overall height mm	Radius of movement mm	Fine adjustment <sup>1,2</sup> mm	Base size mm	Holding strength approx. N	Order no.
<b>6400-63 F + MM</b>	740	630	Ø 8	120 x 60 x 55	1500	<b>6463.10</b>
<b>6400-63 F</b>	685	630	Ø 8	-	-	<b>6463.20</b>
<b>6400-63 F + S + DMM</b>	1210	630	Ø 8	2 x 120 x 60 x 55	2 x 1500	<b>6463.49</b>

All models without dial gauge/dial test indicator

<sup>1</sup> Microfine adjustment with dovetail and mounting hole

<sup>2</sup> US standard: microfine adjustment with 3/8" diameter hole results in order number nnnn.n5 (e.g.: 6463.15)



## Base Line

### Gauging arm

The Base Line models are simple, practical solutions with a high degree of stability. They feature strong clamping with robust aluminum clamping jaws, an additional joint for fine adjustment as well as precise microfine adjustment (F) with a combination holder for dial gauges and probes with dovetails.

### Base Line LXS25, LS30, LM35



LS30.10 with switch magnet (M)

Model	Overall height mm	Horizontal arm Ø x L mm	Vertical arm Ø x L mm	Base size mm	Fine adjust- ment <sup>1</sup> mm	Holding strength approx. N	Order no.
LXS25 F + S2	277	8 x 75	10 x 106	34 x 30 x 35	Ø 8	300	LXS25.10
LS30 F + M	367	10 x 106	12 x 156	60 x 50 x 55	Ø 8	750	LS30.10
LM35 F + M	453	12 x 164	14 x 184	60 x 50 x 55	Ø 8	750	LM35.10

All models without dial gauge/dial test indicator

<sup>1</sup> Microfine adjustment with dovetail and mounting hole

# Strato set with carrying case

## Strato XS-13

The Strato set with carrying case is suited for a wide range of measurements and for on-site use.



**XS13.50-S1** with microfine adjustment and dial test indicator, including carrying case with foam inserts

**XS13.50-S1-SEC** with microfine adjustment without dial test indicator, including carrying case with foam inserts

Model	Radius of movement mm	Base size mm	Holding strength approx. N	Fine adjustment <sup>1</sup> mm	Dial test indicator	Order no.
XS13 F + S2 with measuring instrument and carrying case	130	34 x 30 x 35	300	Ø 8	Glass bezel Ø approx. 30 mm Resolution 0.01 mm	XS13.50-S1
XS13 F + S2 with carrying case	130	34 x 30 x 35	300	Ø 8	-	XS13.50-S1-SEC

<sup>1</sup> Microfine adjustment with dovetail and mounting hole

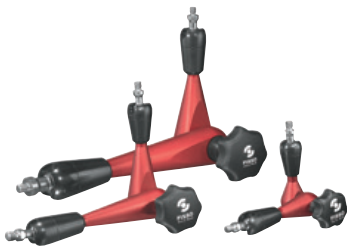
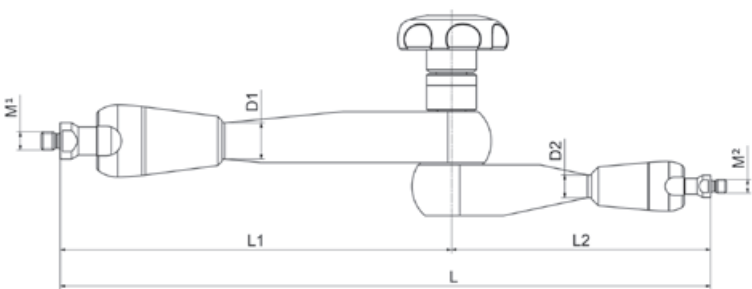
# Individual components

## Measurement

Individual 3D articulated gauging arms can be assembled from single Fisso components to meet specific customer requirements. The dimensions of the unit's base are matched to the size of the articulated arm.

## Articulated arm attachments

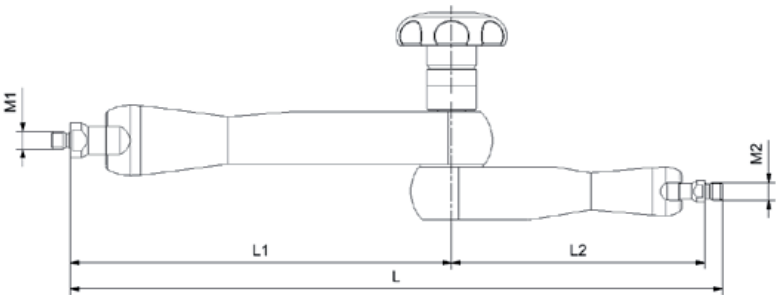
### Strato Line



Strato Line gauging arms  
4.000-4.200

Model	Colour	L mm	L1 mm	M <sup>1</sup>	L2 mm	M <sup>2</sup>	Order no.
Strato XS-13	red	130	70	M6	60	M6	4.000
Strato S-20	red	200	120	M8	80	M6	4.100
Strato M-28	red	280	170	M8	110	M6	4.200

### Strato µ-Line

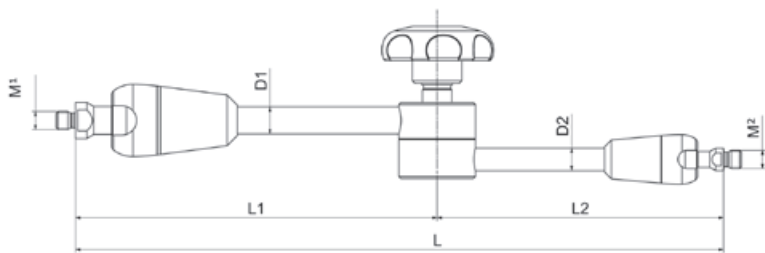


Strato µ-Line gauging arms  
4.500-4.800

Model	Colour	L mm	L1 mm	M <sup>1</sup>	L2 mm	M <sup>2</sup>	Order no.
Strato A-13	red	130	71	M6	59	M6	4.500
Strato A-20	red	204	116	M8	88	M6	4.600
Strato A-28	red	287	172	M8	115	M8	4.700
Strato A-33	red	330	201	M8	129	M8	4.800

# Articulated arm attachments

## Classic Line



Classic Line gauging arms  
1.110-1.640

Model	Colour	L mm	L1 mm	M <sup>1</sup>	L2 mm	M <sup>2</sup>	Order no.
1100-13	chrome	130	71	M6	59	M6	1.110
2200-20	chrome	197	112	M8	85	M6	1.220
3300-28	chrome	288	161	M8	127	M6	1.330
3300-40	chrome	407	220	M8	187	M8	1.360
4400-45	chrome	453	260	M8	193	M8	1.440
6400-63	chrome	635	373	M10 x 1.25	262	M8	1.640

## Instrument holders

Depending on the model, Fisso articulated arms are equipped with zero-play microfine adjustments (F), dial gauge holders (f) or precision fine adjustments (P) with a combination holder for dial gauges, length probes and probes.



Microfine adjustment (F)



Microfine adjustment (F)  
to Base Line



Dial gauge holder (f)



Precision fine adjustment (P)

Model	(F)	(F)	(F)	(F)	(F) Base Line	(f)	(f)	(f)	(P)	(P)
Mounting hole	8 mm	8 mm	3/8"	3/8"	8 mm	8 mm	3/8"	8 mm	8 mm	3/8"
Dovetail	yes	yes	yes	yes	yes	yes	yes	yes	yes	yes
Connection thread	M6	M8	M6	M8	M6	M6	M6	M8	M8	M8
Order no.	5.320	5.321	5.322	5.323	5.327	5.330	5.331	5.332	5.350	5.352

## Adapter



**Reduction sleeve** for all fine  
adjustments and dial gauge holders

Model	Reduction sleeve
Inside diameter	6 mm
Outside diameter	8 mm
Order no.	5.850



**Threaded adapter** between magnet  
(MM/DMM) and articulated arm

Model	Threaded adapter
Dimensions	Ø 32 x 20 mm
Inside thread	M8
Inside thread	M10 x 1.25
Order no.	5.950



## Base components



Model	Switch magnet S2	Switch magnet S3	Switch magnet M	Switch magnet SM
Switchable	yes	yes	yes	yes
Dimensions mm	34 x 30 x 35	40 x 40 x 40	60 x 50 x 55	75 x 50 x 55
Holding strength approx. N	300	600	800	1000
Thread	M6	M6	M8	M8
Order no.	5.060	5.065	5.079	5.081



Model	Switch magnet MM	Switch magnet DMM	Pot magnet TM	Pot magnet TMS
Switchable	yes	yes	-	-
Dimensions mm	120 x 60 x 55	120 x 130 x 55	Ø 40 x 30	Ø 30 x 25
Holding strength approx. N	1500	2x1500	300	150
Thread	M10 x 1.25	M10 x 1.25	M8	M6
Order no.	5.082	5.089	5.083	5.086



Model	Anyform magnet AM	Anyform magnet AMO	Vacuum base V	Sliding granite base G
Switchable	-	yes	yes	-
Dimensions mm	77 x 48 x 55	91 x 52 x 55	Ø 88 x 27	150 x 120 x 50 x 50
Holding strength approx. N	600	600	-	-
Thread	M8	M8	M8	M8
Order no.	5.084	5.088	5.090	5.091

# Optics, photography and video

Custom-made holding systems for specific requirements can be assembled from individual Fisso components.

Depending on the application area, light sources, objects, monitors or cameras can be precisely positioned and held securely in place.



## Photography set with carrying case

Fisso holding systems for photography applications. Thanks to photo adaptors, the entire range of Fisso articulated arms is compatible with products from other suppliers.



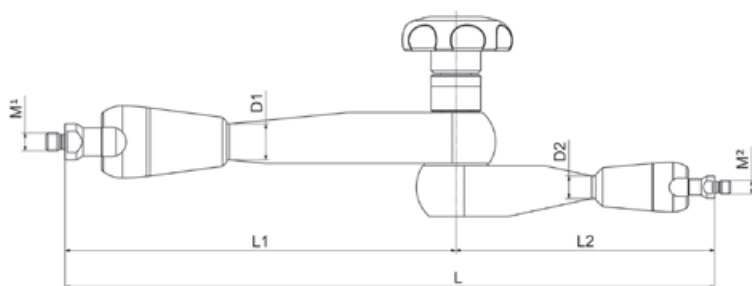
Model	Dimensions	Type of thread	Thread	Item no.	Order no.
Strato S-20 articulated arm	Radius of movement 200 mm	Outside thread	2 x M6	4.120	<b>Complete set S-20.00</b>
Steel base	Ø 100 mm	Inside thread	3 x M6	5.041	
Clamping base	80 x 20 x 40 mm	Inside thread	2 x M6	5.202	
Quick clamp with plastic jaws	-	Inside thread	M6	5.310	
Extension	200 mm	Outside/inside threads	M6 / M6	5.440	
Adapter	31 x 15.7 mm	Inside thread	M6 / 3/8" Ww	93.766	
Conversion bushing	-	Outside/inside threads	3/8" Ww / 1/4" Ww	93.587	
Open-end wrench	Size 7	-	-	92.800	

## Individual components

### Optics, photography and video

## Articulated arm attachments

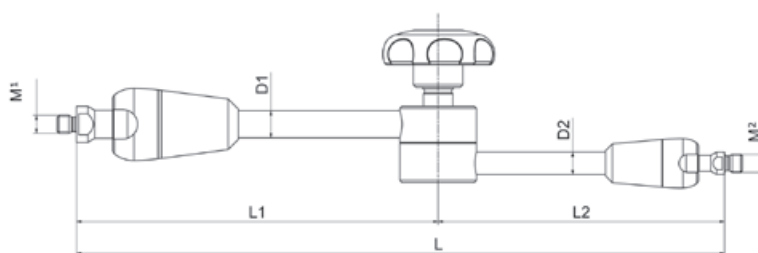
Individual Fisso holding systems can be assembled from single components, for example to hold objects, light sources, monitors or cameras.



**Strato Line articulated arms**  
4.030-4.160

Model	Colour	L mm	L1 mm	D1 mm	M <sup>1</sup>	L2 mm	D2 mm	M <sup>2</sup>	Order no.
XS-13	black	130	70	9	M6	60	8	M6	4.030
S-20 sz	black	200	100	9	M6	100	9	M6	4.120
S-26 sz	black	250	135	10	M8	115	10	M6	4.160
L-34 <sup>1</sup>	black	340	170	16	M8	170	16	M8	4.300

<sup>1</sup> with steplessly adjustable pre-tensioning



**Classic Line articulated arms**  
1.320, 3.307, 3.308

Model	Colour	L mm	L1 mm	D1 mm	M <sup>1</sup>	L2 mm	D2 mm	M <sup>2</sup>	Order no.
3200-38	black	374	187	10	M8	187	10	M6	1.320
4900-30 <sup>1</sup>	black	302	151	16	3/8"	151	16	3/8"	3.305
4900-30 <sup>1</sup>	black	304	152	16	M10	152	16	M10	3.307
4900-40 <sup>1</sup>	black	400	200	16	M10	200	16	M10	3.306
4900-55 <sup>1</sup>	black	550	275	16	M10	275	16	M10	3.308

<sup>1</sup> with steplessly adjustable pre-tensioning

## Adapters



Model	Adapter	Adapter	Adapter	Adapter	Adapter	Adapter	Adapter	Adapter	Adapter	Extension
Dimension mm	L 31	L 31	L 31	L 17	L 17	L 17	L 17	L 17	L 17	Ø 8 x 200
Outside thread	-	-	-	M6	M8	1/4"	1/4"	3/8"	3/8"	M6
Inside thread	M6 / 3/8" <sup>1</sup>	M8 / 3/8" <sup>1</sup>	M10 / 3/8" <sup>1</sup>	M8	M6	M6	M8	M6	M8	M6
Order no.	93.766	93.767	93.768	5.910	5.911	5.930	5.931	5.932	5.933	5.440

<sup>1</sup> Conversion bushing outside 3/8" Ww, inside 1/4" Ww, order no. 93.587

## Head and base components



Model	KT1 ALU quick clamp	KT2 ALU quick clamp	Quick clamp with plastic jaws	Quick clamp with plastic jaws	Light guide holder with clamping screw	Light guide holder with clamping screw	Light guide holder with clamping ring
Dimensions mm	25	50	50	21	Ø 9 - 12	Ø 11 - 16	Ø 10
Thread	M6	M6	M6	M6	M6	M6	M6
Order no.	5.145	5.155	5.301	5.310	5.450	5.451	5.452



Model	Steel base	Steel base	Steel base	Steel base	Clamping base	Clamping base
Dimensions mm	Ø 150	Ø 150	Ø 100	Ø 100	80 x 20 x 40	80 x 30 x 40
Thread	M6	M8	M8	3 x M6	2 x M6	2 x M8
Order no.	5.031	5.032	5.040	5.041	5.202	5.204



# Universal applications

The comprehensive catalogue of components allows the assembly of a customized Fisso holding system which will meet any customer requirements.

All available components are listed in the overview. We will be glad to help you find the Fisso system that best meets your needs.



## Holding systems

### Printed circuit board holder

The printed circuit board holder in the Strato Line is especially well suited for applications in assembly, repairs, in the laboratory or in a testing environment.



Model	Overall height	Radius of movement	Steel base	Quick clamp with plastic jaws	Order no.
M-28	433 mm	280 mm	Ø 150 mm	50 mm	M-28.100

### Stabilizing holder

The stabilizing holder serves as a 'third hand' and is especially well suited for assembly and repair applications.



**6362.80**

Model	Overall length	Radius of movement	Top quick clamp	Bottom quick clamp	Order no.
4300-40, KT 2 + 3	-	400 mm	KT2 ST	KT3 ST	4340.80
6300-62, KT 3 + 4	-	620 mm	KT3 ST	KT4 ST	6362.80

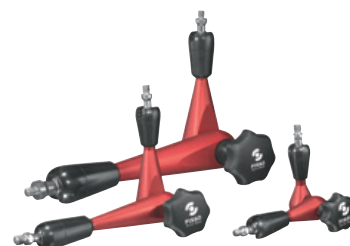
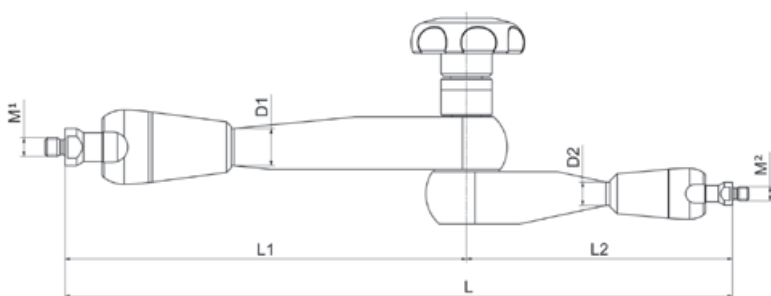
# Individual components

## Universal applications

# Articulated arm attachments

Standard models for machine construction, measurement, optics, photography, etc.


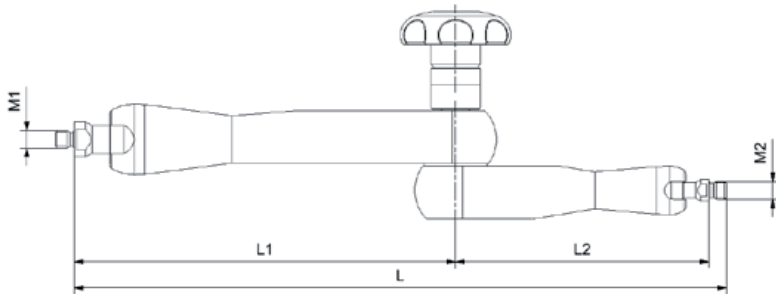
## Strato Line



Strato Line articulated arms  
4.000-4.300

Model	Colour	L mm	L1 mm	D1 mm	M <sup>1</sup>	L2 mm	D2 mm	M <sup>2</sup>	Order no.
XS-13	red	130	70	9	M6	60	8	M6	4.000
XS-13	black	130	70	9	M6	60	8	M6	4.030
S-20	red	200	120	10	M8	80	9	M6	4.100
S-20 sz	black	200	100	9	M6	100	9	M6	4.120
S-26 sz	black	250	135	10	M8	115	10	M6	4.160
M-28	red	280	170	16	M8	110	10	M6	4.200
L-34	black	340	170	16	M8	170	16	M8	4.300

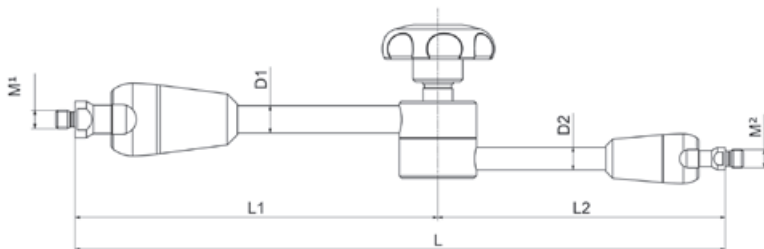
## Strato µ-Line



**Strato µ-Line gauging arms**  
4.500-4.800

Model	Colour	L mm	L1 mm	M <sup>1</sup>	L2 mm	M <sup>2</sup>	Order no.
A-13	red	130	71	M6	59	M6	4.500
A-20	red	204	116	M8	88	M6	4.600
A-28	red	287	172	M8	115	M8	4.700
A-33	red	330	201	M8	129	M8	4.800

## Articulated arm attachments Classic Line



**Classic Line gauging arms**  
1.110-1.640

Model	Colour	L mm	L1 mm	D1 mm	M <sup>1</sup>	L2 mm	D2 mm	M <sup>2</sup>	Order no.
1100-13	chrome	130	71	9	M6	59	8	M6	1.110
2200-20	chrome	197	112	10	M8	85	9	M6	1.220
3200-38	black	374	187	10	M8	187	10	M6	1.320
3300-28	chrome	288	161	12	M8	127	10	M6	1.330
3300-28	chrome	288	161	12	M8	127	10	M8	1.335
3300-40	chrome	407	220	12	M8	187	10	M8	1.360
4300-40	chrome	392	196	12	M8	196	12	M8	1.430
4400-45	chrome	453	260	16	M8	193	12	M8	1.440
4900-30	black	302	151	16	3/8"	151	16	3/8"	3.305
4900-30	black	304	152	16	M10	152	16	M10	3.307
4900-40	black	400	200	16	M10	200	16	M10	3.306
4900-55	black	550	275	16	M10	275	16	M10	3.308
6300-62	chrome	622	358	24	M12	264	20	M12	1.630
6400-63	chrome	635	373	24	M10 x 1.25	262	16	M8	1.640

## Head components

### Fine adjustments/dial gauge holders



Microfine adjustment (F)



Microfine adjustment (F)  
to Base Line



Dial gauge holder (f)



Precision fine adjustment (P)

Model	(F)	(F)	(F)	(F)	(F) Base Line	(f)	(f)	(f)	(P)	(P)
Mounting hole	8 mm	8 mm	3/8"	3/8"	8 mm	8 mm	3/8"	8 mm	8 mm	3/8"
Dovetail	yes	yes	yes	yes	yes	yes	yes	yes	yes	yes
Connection thread	M6	M8	M6	M8	M6	M6	M6	M8	M8	M8
Order no.	5.320	5.321	5.322	5.323	5.327	5.330	5.331	5.332	5.350	5.352

## Quick clamps



KT1 ST  
quick  
clamp



KT1 INOX  
quick  
clamp



KT1 ALU  
quick  
clamp



KT2 ST  
quick  
clamp



KT2 ST  
quick  
clamp



KT2 ALU  
quick  
clamp



KT3 ST  
quick  
clamp



KT3 ST  
quick  
clamp



KT4 ST  
quick  
clamp



Quick clamp with  
plastic jaws

Model	KT1 ST quick clamp	KT1 INOX quick clamp	KT1 ALU quick clamp	KT2 ST quick clamp	KT2 ST quick clamp	KT2 ALU quick clamp	KT3 ST quick clamp	KT3 ST quick clamp	KT4 ST quick clamp	Quick clamp with plastic jaws	
Dimensions mm	25	25	25	50	50	50	75	75	110	50	21
Thread	M6	M6	M6	M8	M6	M6	M8	M12	M12	M6	M6
Order no.	5.140	5.142	5.145	5.150	5.151	5.155	5.160	5.161	5.180	5.301	5.310

## Light guide holder



Model	Light guide holder		Light guide holder		Light guide holder	
Dimensions mm	Ø 9 - 12		Ø 11 - 16		Ø 10	
Thread	M6		M6		M6	
Order no.	5.450		5.451		5.452	



## Base components

### Magnets



Model	Switch magnet S2	Switch magnet S3	Switch magnet M	Switch magnet SM	Switch magnet MM	Switch magnet DMM
Switchable	yes	yes	yes	yes	yes	yes
Dimensions mm	34 x 30 x 35	40 x 40 x 40	60 x 50 x 55	75 x 50 x 55	120 x 60 x 55	120 x 130 x 55
Holding strength approx. N	300	600	800	1000	1500	2 x 1500
Thread	M6	M6	M8	M8	M10 x 1.25	M10 x 1.25
Order no.	5.060	5.065	5.079	5.081	5.082	5.089



Model	Pot magnet TM	Pot magnet TMS	Anyform magnet AM	Anyform magnet AMO
Switchable	-	-	-	yes
Dimensions mm	Ø 40 x 30	Ø 30 x 25	77 x 48 x 55	91 x 52 x 55
Holding strength approx. N	300	150	600	600
Thread	M8	M6	M8	M8
Order no.	5.083	5.086	5.084	5.088

### Bases



Model	Steel base	Steel base	Steel base	Steel base	Vacuum base	Sliding granite base
Dimensions mm	Ø 150	Ø 150	Ø 100	Ø 100	Ø 88 x 27	150 x 120 x 50 x 50
Thread	M6	M8	M8	3 x M6	M8	M8
Order no.	5.031	5.032	5.040	5.041	5.090	5.091

### Clamping bases



Model	20 sz clamping base	30 sz clamping base	Clamping base	Clamping base
Dimension mm	80 x 20 x 40	80 x 30 x 40	80 x 30 x 45	120 x 82 x 60
Thread	2 x M6	2 x M8	M8	as requested
Order no.	5.202	5.204	5.203	5.208

# Adapter



Model	Adapter	Adapter	Adapter	Adapter	Adapter	Adapter	Adapter	Adapter	Adapter	Extension
Dimension mm	L 31	L 31	L 31	L17	L17	L17	L17	L17	L17	Ø 8 x 200
Outside thread	-	-	-	M6	M8	1/4"	1/4"	3/8"	3/8"	M6
Inside thread	M6 / 3/8" <sup>1</sup>	M8 / 3/8" <sup>1</sup>	M10 / 3/8" <sup>1</sup>	M8	M6	M6	M8	M6	M8	M6
Order no.	93.766	93.767	93.768	5.910	5.911	5.930	5.931	5.932	5.933	5.440

<sup>1</sup> Conversion bushing outside 3/8" Ww, inside 1/4" Ww, order no. 93.587



Model	Reduction magnet / articulated arm		Reduction sleeve	For attaching the Fisso articulated arm to a measurement plate		For attaching the Fisso articulated arm to WITTE Alufix 25 or 40	
Dimension mm	Ø 20 x 20	Ø 32 x 20	-	Ø 20 x 40	Ø 20 x 37	-	-
Outside thread	-	-	Ø 8 mm	M12	M10	-	-
Inside thread	M8 / M10	M8 / M10 x 1.25	Ø 6 mm	M8	M8	M8	M8
Order no.	5.951	5.950	5.850	5.980	5.985	5.990	5.995

# Abbreviations

Abbreviation	Term
AM, AMO	Anyform magnet
F	Microfine adjustment
f	Dial gauge holder
G	Sliding granite base
P	Precision fine adjustment
S, M, SM, MM, DMM	Switch magnet
TM, TMS	Pot magnet
V	Vacuum base